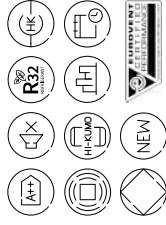


Light Commercial Cassette

High performance control options



Condensate pump included

The LC cassette is fitted with its own pump to automatically remove condensate liquid. No need to purchase additionally. (Fig. 1)

First-class energy efficiency

Lower energy consumption thanks to its A++ energy rating.* Use your air conditioning while barely noticing its effect on your electricity bill. *check model!

Enhanced comfort

This system allows us to choose where to measure the setpoint temperature (in the control, in the return, or the average of both values). This feature ensures enhanced comfort in the room.

Flexible installation

There is up to 30 m of cooling pipe between the indoor and outdoor units, meaning the system can be installed almost anywhere in the building. Furthermore, the height difference between them can reach up to 20 m.

Compatible with Hi-Kumo Wi-Fi control

This control can be used to turn the unit on or off, increase or decrease the temperature, or programme the system from anywhere in the world. All you need is a mobile phone, internet connection and Wi-Fi equipment (optional) to connect to the air unit.

Individual louvre control

Each louvre of the cassette can be individually controlled for a comfortable air flow and adaptability to all room configurations. (Fig. 2)

Fig. 1

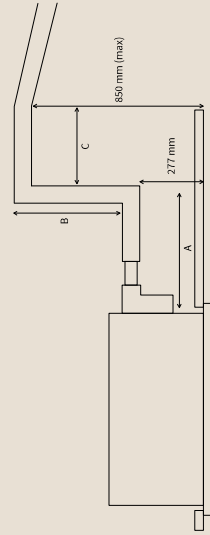
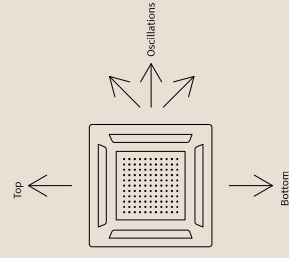
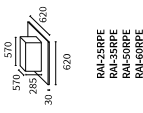


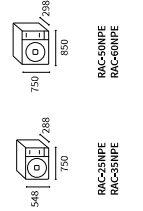
Fig. 2



Indoor units



Outdoor units



Light Commercial Cassette

System	RAI 2S RPE	RAI 3S RPE	RAI 5S RPE	RAI 6S RPE	RAI 6O RPE
Capacity	Cooling (Min/Nom/Max) 0.9P-2.5P-3.0P	0.9P-3.5P-4.0P	0.9P-5.0P-5.8P	1.2P-5.0P-5.8P	1.2P-6.0P-6.5P
	Heating (Min/Nom/Max) 0.9P-3.5P-5.0P	0.9P-4.8P-6.6P	0.9P-6.0P-6.8P	1.2P-6.0P-6.8P	1.2P-7.0P-8.0P
Consumption	Cooling (Min/Nom/Max) 0.25-0.69-1.29	0.25-0.88-1.46	0.30-1.42-2.50	0.30-1.42-2.50	0.30-1.71-2.60
	Heating (Min/Nom/Max) 0.25-0.88-1.50	0.25-1.23-1.92	0.30-1.57-2.65	0.30-1.57-2.65	0.30-1.84-2.65
Electrical power	mm2 1-230V 50Hz	1.5 x 3 + E 1-230V 50Hz	1.5 x 3 + E 1-230V 50Hz	1.5 x 3 + E 1-230V 50Hz	1.5 x 3 + E 1-230V 50Hz
Indoor/outdoor wiring section (shielded)	mm2 4.20	4.00	4.00	3.52	3.51
EER	4.00	3.90	3.82	3.82	3.80
SEER	6.20	6.50	6.20	6.20	6.20
SCOP	4.30	4.30	4.30	4.40	4.40
Energy rating (medium sound)	A++/A+	A++/A+	A++/A+	A++/A+	A++/A+
Cooling/Heating					
Cooling (DB)	-10 to 46	-10 to 46	-10 to 46	-15 to 46	-15 to 46
Outside operating temperatures	Heating (DB) -15 to 24	1/A-3/8	1/A-3/8	1/A-3/8	1/A-1/2
Heating (DB)	1/A-3/8	1/A-3/8	1/A-3/8	1/A-1/2	1/A-1/2
Liquid-gas					
Pipe diameter					
Indoor unit	RAI-5SRPE	RAI-5SRPE	RAI-5SRPE	RAI-6SRPE	RAI-6SRPE
Air flow (Very low - Low - Medium - High)	Cooling 360-505-595-660	360-505-595-660	360-505-595-660	360-505-595-660	360-505-595-660
	Heating 444-540-630-720	444-540-630-720	444-540-630-720	444-540-630-720	444-540-630-720
Sound pressure (Very low - Low - Medium - High)	Cooling 27-31-35-38	27-31-35-38	27-31-35-38	27-31-35-38	27-31-35-38
	Heating 28-32-36-39	28-32-36-39	28-32-36-39	28-32-36-39	28-32-36-39
Sound power	dB(A) 54	54	56	56	56
Cassette dimensions (H x W x D)	mm 285x570x570	285x570x570	285x570x570	285x570x570	285x570x570
Cassette weight	kg 17	17	17.0	17.0	17.0
Panel dimensions (H x W x D)	mm 306x206x20	306x206x20	306x206x20	306x206x20	306x206x20
Panel weight	kg 2.8	2.8	2.8	2.8	2.8
Condensate pipe diameter (out)	mm 32	32	32	32	32
Condensate pump	Included	Included	Included	Included	Included
Outdoor unit	RAC-5SNPE	RAC-5SNPE	RAC-5SNPE	RAC-6SNPE	RAC-6SNPE
Air flow	Cooling 1920	1920	1920	2160	2160
	Heating 1620	1620	1620	2160	2160
Sound pressure	Cooling 48	48	48	50	50
	Heating 49	49	49	53	53
Sound power	dB(A) 61	61	61	56/65	56/65
Maximum pipe length	m 20	20	20	20	30
Maximum height difference	m 10	10	10	20	20
Compressor	Rotary	Rotary	Rotary	Rotary	Rotary
Refrigerant	R32	R32	R32	R32	R32
Refrigerant charge (length without additional charge)	kg (m) 0.9 (20)	0.9 (20)	0.9 (20)	1.5 (30)	1.5 (30)
Additional refrigerant charge	g/m not required	not required	not required	not required	not required
Dimensions (H x W x D)	mm 548x750x288	548x750x288	548x750x288	750x650x298	750x650x298
Weight	kg 32.5	32.5	32.5	50.0	50.0

Compatible controls and accessories:



Wireless Eco Control
SPXRCT443



Simplified wired control
SPXRCD8



Programmable wired control
SPX-WKT3

Others:
- SPX-DST distributor
- H-Link PSC-GRAD box
- SPX-WFG01 Wi-Fi adapter